



**NORTHWOOD**



**ARCTIC FOX**





**CARBON INTERIOR**



**WINDSWEPT INTERIOR**



**MOONSTONE INTERIOR**


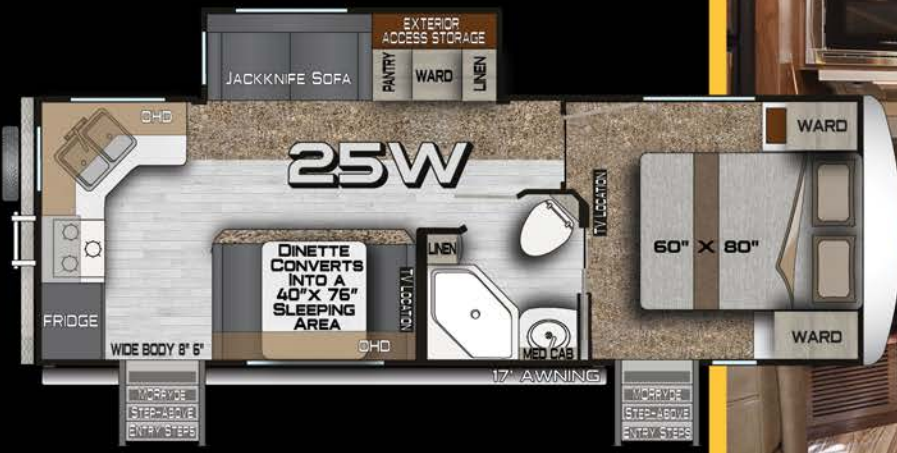




25R WINDSWEEP SERENITY



**NORTH FORK**



25W DESERT PALMS





**NORTH FORK**

**29RK WINDSWEPT SERENITY**  
 \*OPTIONAL CROSS STITCH SOFA SHOWN



**32A DESERT PALMS**  
 \*OPTIONAL CROSS STITCH SOFA AND ROCKERS SHOWN



# What is ABSOLUTE NORTHWOOD?

Our Commitment to:



**QUALITY  
STRENGTH  
DURABILITY**

When you purchase an Arctic Fox, you are investing in the best quality materials, construction and craftsmanship. That is why the resale value in an Arctic Fox remains higher, and your investment retains its value longer. If you ever decide to trade in your Fox, you will get top dollar. That is why you don't see many used Arctic Foxes on the market, folks buy them up as quickly as they become available because Arctic Fox has a reputation for durability and longevity.

 **CHASSIS**  
Custom Built, Tested, Certified


 **FRAME**  
Thick Wall Aluminum w/Solid Anchor Blocking

 **ROOF**  
Full Walk On, Bonded Roof Truss System

 **CABINETS**  
Wall & Ceiling Mounted, Face Frame Construction

 **INSULATION**  
A True 4 Season Coach

## NORTHWOOD BUILT CERTIFIED CHASSIS



### WE BUILD OUR OWN HEAVY DUTY STRUCTURAL STEEL OFF-ROAD CHASSIS

We are one of the few manufacturers that build their own chassis. The name NORTHWOOD is known throughout the industry for quality chassis and we certify ours through an independent testing laboratory for quality assurance.

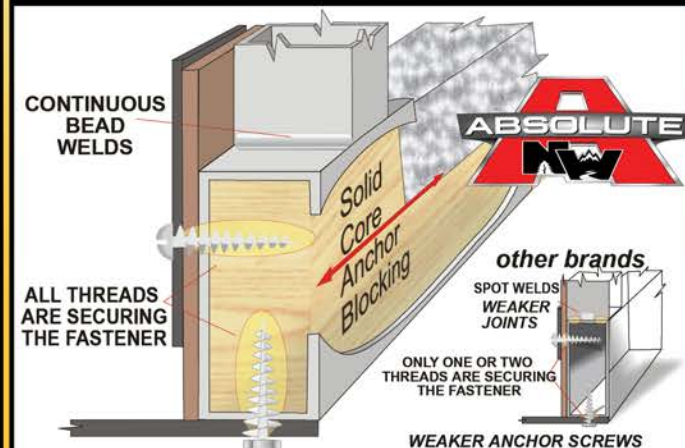


## THICK WALL TUBULAR ALUMINUM SUPERSTRUCTURE

.060"-.125"  
(Up to 1/8" Thick)  
heavy gauge thick wall aluminum tubing in our travel trailers & fifth wheels.



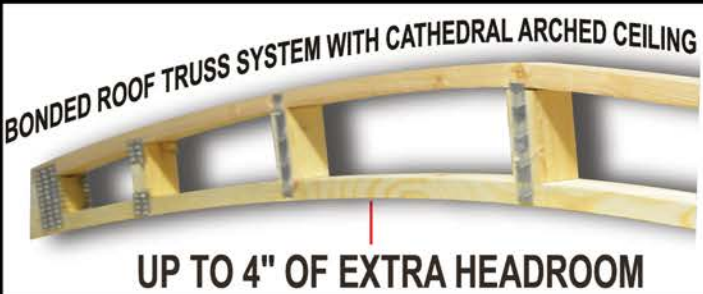
### SOLID CORE ANCHOR BLOCKING AND CONTINUOUS WELDS



Now that's an **ABSOLUTE** Quality Superstructure!



# BONDED ROOF TRUSS/ FULL WALK-ON ROOF



The Northwood Bonded Roof Truss System bonds all the components of the roof structure together as a unit. The ceiling, trusses and roof plywood are unified in a bonded system that gives superior load distribution and maximum load bearing capacity.

Top quality exterior grade plywood panels are bonded to the trusses and a thick one piece roofing membrane is then applied for a durable, long lasting seal to protect you and your coach from the elements.



## Northwood's Bow Trusses

5-1/2 inch center height gives the roof plenty of runoff slope to eliminate standing water.



# CUSTOM BUILT FACE FRAME CABINETS

CABINERY w/SOLID WOOD DOORS,  
BUILT USING RESIDENTIAL FACE FRAME  
CONSTRUCTION METHODS &  
INTEGRATED WITH THE WALL & CEILING.

## BEAUTIFUL & STRONG



Solid Wood  
cabinet doors ensure  
lasting beauty and  
rugged strength.



Face Frame  
construction gives our  
cabinets 'high end'  
residential quality.



Structurally Integrated  
cabinetry is  
anchored to the  
walls and ceiling  
structure of our  
coaches making both  
the RV and the  
cabinets stronger.

# A TRUE FOUR SEASON ALL CONDITIONS UNIT



## HEATED ENCLOSED HOLDING TANKS & DUMP VALVES DESIGNED FOR COLD NORTHERN & HOT SOUTHERN CLIMATES

Northwood builds true 4-Season Coaches. Our fully insulated holding tank area circulates warm air around the suspended tanks providing the best protection from freezing. Our knife valves are also enclosed to keep them from freezing.

Our 4-Season coaches are insulated with various types of residential quality Rigid Foam, Batten & Reflective Foil insulation to protect you from the winter cold & summer heat.



# 27-5L WINDSWEEP SERENITY

\*OPTIONAL CROSS STITCH SOFA SHOWN



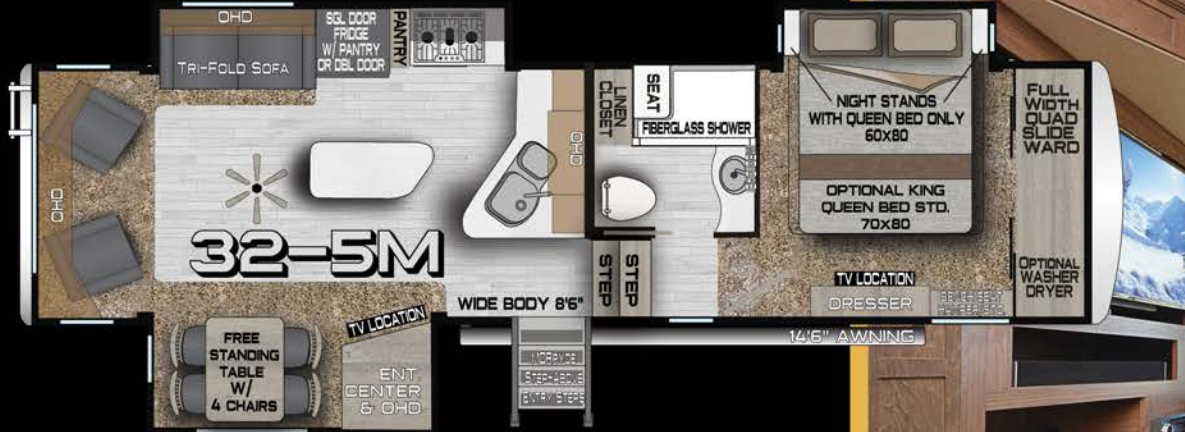
## ARCTIC FOX GRANDE RONDE 5TH WHEELS



## 29-5K CARBON

\*OPTIONAL REFRIGERATOR SHOWN





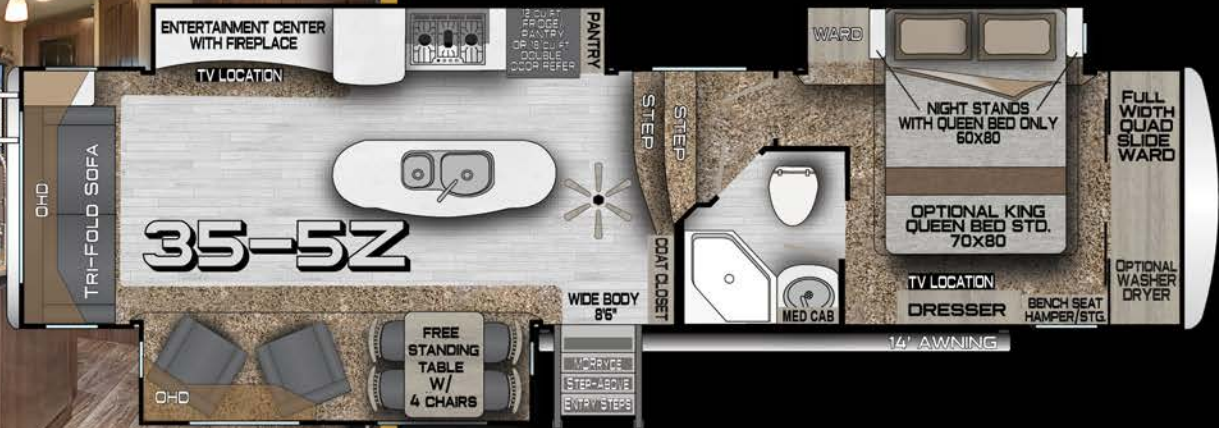
**ARCTIC FOX  
GRANDE RONDE  
5TH WHEELS**



**32-5M DESERT PALMS**  
\*OPTIONAL FIREPLACE SHOWN



**35-5Z WINDSWEPT SERENITY**  
\*OPTIONAL FIREPLACE SHOWN



**GRANDE RONDE**



# EXPLORE NORTHWOOD QUALITY



## ROOF

Full Walk On Roof with Bonded Roof Truss System

## FRAME

Thick Wall Aluminum w/Solid Anchor Blocking

## SLIDE OUTS

4 Seals, Dual Rack & Pinion Rams (main slides) Insulated, Cross Ventilating Windows

## FLOORS

Commercial Grade Linoleum, Fully Insulated Tongue and Groove Plywood (not chipboard)

## CHASSIS

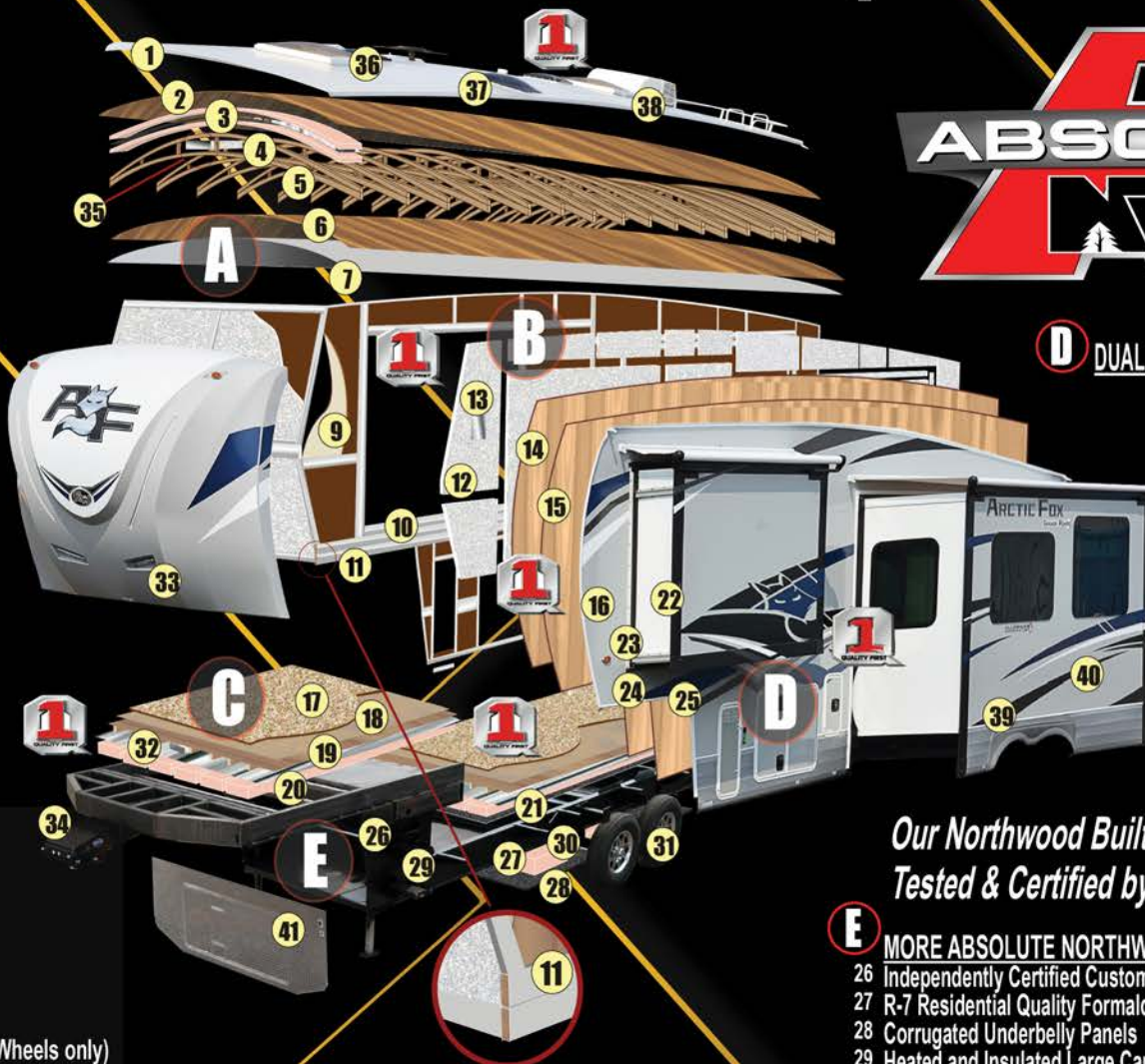
Custom Built, Independently Tested & Certified

## CABINETS

Wall & Ceiling Mounted, Face Frame Construction

## INSULATION

A True 4 Season Coach



### D DUAL RACK & PINION RAM MAIN SLIDE ROOM

- 22 White Accent Fiberglass Finish on Slide Out Side Wall
- 23 4 Seal System
- 24 w/Inner & Outer Bulb Seal ...including Wiper Seal
- 25 Continual Seal in Any Position ...and Outer Bulb Seals

### A NORTHWOOD ROOF TRUSS SYSTEM

- 1 Heavy Gauge One Piece Roof Membrane
- 2 3/8" Plywood Sheathing (Bonded to Trusses)
- 3 R-15 Reflective 'Arctic' Foil Insulation
- 4 R-18 Dual Layer Fiberglass Insulation
- 5 Bow Style Roof Trusses (Bonded to Ceiling)
- 6 Interior Lamination Grade Luan Plywood
- 7 Ozite Ceiling Carpet Finish (Grande Ronde 5th Wheels only)

### B HIGH DENSITY ONE PIECE LAMINATED WALLS

- 9 Designer Interior Decor Finish Paneling
- 10 Heavy Gauge Fully Welded Aluminum Superstructure
- 11 Solid Wood Fill - Full Thread Depth Anchor Blocking
- 12 Virgin 2 lb Rigid Dense Block Foam Insulation
- 13 Steel Inlaid Bonderizer Anchor Strips
- 14 Lamination Grade Luan Plywood Exterior Wall Layer
- 15 Second Luan Layer
- 16 Corona Treated High Durability Fiberglass Outer Layer

## Arctic Fox is a True Four Season Coach

### C ULTIMATE DURABILITY FLOOR STRUCTURE

- 17 Residential Quality Plush Commercial Carpeting
- 18 Commercial Grade Linoleum with 20 mil Surface
- 19 5/8" T&G Plywood Decking (not chipboard)
- 20 R-7 Residential Grade Fiberglass Insulation
- 21 Reinforced Woven Highway Moisture Barrier

*Our Northwood Built Chassis are Independently Tested & Certified by Pacific West Associates, Inc.*

### E MORE ABSOLUTE NORTHWOOD QUALITY FEATURES

- 26 Independently Certified Custom Built Northwood Chassis
- 27 R-7 Residential Quality Formaldehyde Free Fiberglass Insulation
- 28 Corrugated Underbelly Panels
- 29 Heated and Insulated Large Capacity Holding Tanks
- 30 Easy Lube Axles and Shocks
- 31 Heavy Duty Radial Tires
- 32 Sealed All Metal Heat Ducts
- 33 Aerodynamic Fiberglass Front Cap
- 34 Mor/ryde RPB pin box
- 35 All Foam Condensation Resistant A/C Ducts
- 36 Extra Large 'Starlite' Bedroom Skylight
- 37 Large Skylight
- 38 Hi Output Roof Mount A/C
- 39 Roto Molded High Durability Wheel Skirts
- 40 Diamond Scored Sidewall Skirts
- 41 Front Plate Gravel Guard





Dave and Kimberly



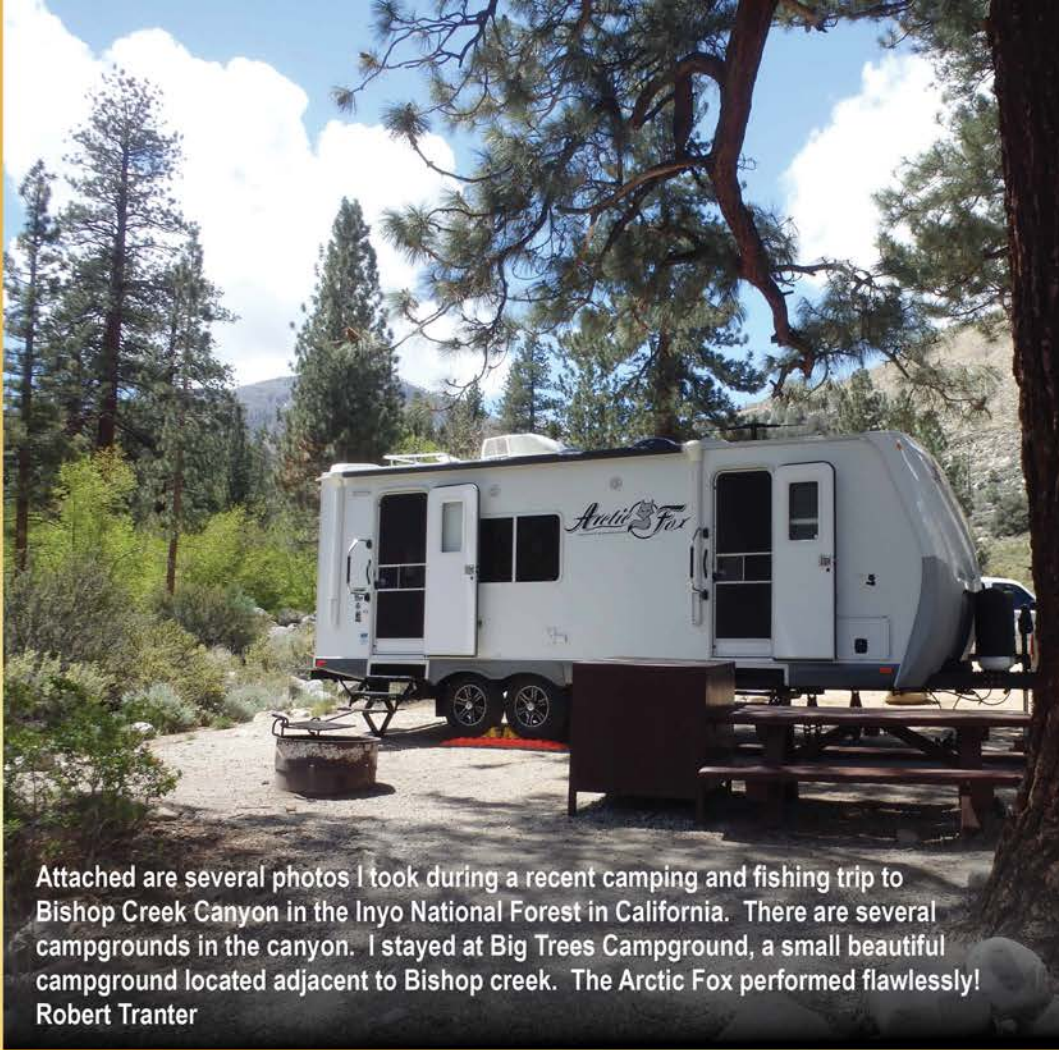
Photo was taken a few days ago of our 2015 Arctic Fox crossing the Arctic Circle on the Dempster Highway that leads to Inuvik in the Northwest Territories, Canada. This is the beginning of a trip that will start at the Arctic Ocean in June and also take us to both the Pacific and Atlantic Oceans this summer and fall.

Unfortunately the truck and trailer are quite dirty, but show a bit of a testament of the challenge this trip and the Dempster highway was for the unit. No issues with the unit other than the layers of dust and mud from the final stretch of 735 kilometers of mountain gravel road.

Conrad and Margery Baetz



Mary Williams



Attached are several photos I took during a recent camping and fishing trip to Bishop Creek Canyon in the Inyo National Forest in California. There are several campgrounds in the canyon. I stayed at Big Trees Campground, a small beautiful campground located adjacent to Bishop creek. The Arctic Fox performed flawlessly!  
Robert Tranter



We Love our 25W! - Mary and Michael



About four miles northeast of Alcova WY is BLM's Pete's Draw Campground on the North Platte River. It's dry camping, but I could stay the entire 14 day limit in my 32-5M  
Mike Zander



Just finished a 40-day 6,500 mile road trip in our 2016 27-5L. We had a wonderful time visiting 11 states, 10 National Parks and 5 National Monuments. The 27-5L performed flawlessly and was very comfortable regardless of the weather. We experienced overnight lows in lower 20's, 7" of snow on the Grand Canyon north rim and last week afternoon highs in the upper 90's. Can't say enough good things about our 27-5L!  
Dave



# 30 YEARS OF QUALITY

## ARCTIC FOX NORTH FORK TRAVEL TRAILERS

### Standard Features

Northwood Built, Independently Certified, Off-Road Chassis  
Fully Welded, Thick-Wall Aluminum Frame Construction  
Corona Treated Fiberglass  
Laminated, Multi-Layered Substrate Walls & Floor  
High Density Block Foam Insulation  
Wide-Body Floorplan / Dinette Slide  
E-Z Lube Axles  
15" Aluminum Wheels / Tires & White Mod Spare  
Shocks On All Four Wheels  
Stabilizer Jacks / MORryde Step Above w/Strut Assist (2)  
Four Seasons Insulation With R-18 Ceiling  
R-15 Reflective Foil Insulation in Roof / Slide  
Heated Holding Tanks / Cathedral Arched Ceiling  
Aerodynamic One Piece Front Cap w/BackRoad Armor  
2 Independently Switched LED Hitch Lights  
Easy Access LP Cover / Diamond Plate Bumper Wrap  
LED Interior & Exterior Lighting / Rear View Camera Ready  
Exterior HD Ladder / Omni-Directional TV Antenna  
SLAM Door Latches on Pass Thru Storage Doors  
12V Light in Storage Compartment  
LPG Quick Connect & Black Water Flush System  
Large Exterior Entry Grab Handle / Entry Door Friction Hinges  
Exterior Shower / 2 Afox Logo Director's Chairs  
10 Gal DSI Gas/Elect Quick Recovery Water Heater  
13.5m BTU Air Conditioner w/Condensation-Resistant Ducting  
12V LED Awning w/Adjustable Pitch

SoLx 4 - 400 Watt Solar Package  
12-Volt Power Tongue Jack  
Outside Speakers/Battery Disconnect  
Frameless Thermal Pane Windows  
Satellite Ready  
Interior Command Center  
Bedroom Carpet w/ Pad  
Roller Bearing Drawer Glides  
Slow Rise Night Shades  
32" 12v LED TV & AM/FM Stereo w/Bluetooth  
Smoke, LPG & CO Leak Detectors  
Charge Wizard / Digital Thermostat  
2 Swivel Rockers With Decorative Throw Pillows  
Booth Dinette  
Solid Surface Kitchen Countertops  
Custom One Piece Formed Countertops & Dinette Table  
10 Cubic Foot 12 Volt Stainless Steel Refrigerator  
Solid Surface Bathroom Countertops w/SS Sink  
Daylighter Kitchen Skylight w/ Shade  
Premium Fan Vent (Kitchen)  
Porcelain, Foot-Pedal Toilet / Bath Skylight  
Premium Fan Vent - Bathroom (Exhaust Only)  
Glass Shower Enclosure / Garden Tub  
NW TruRest Queen Mattress w/ Bedspread  
Premium Fan Vent (Bedroom)  
Recessed Storage Headboard  
USB Charging Ports & 110 Outlets on Both Sides of Bed

### Options

Battery Box Kit  
FLXguard Main Awning  
15K Low Pro Air Conditioner w/Ducting  
15K Air Conditioner w/ Ducting  
2" Receiver Hitch  
Holding Tank Heat Pads (All Tanks)  
Dual Motor Sliding Stab Jacks, Front & Rear  
Bedroom Carpet w/Pad  
2.5 Onan LP Gen(22G, 25R)---  
---(tied to 11K A/C option)  
3.6 Onan LP Gen(28F)  
SoLx 6- +200 Watts of Solar  
SoLx 8- +400 Watts of Solar  
SoLx 10- +600 Watts of Solar(28F,29RK,32A)  
5 Point Leveling System  
Winegard Carryout G2+ Sat Dish---  
---(DISH/DIRECT)  
11K Pwr Saver A/C---  
---(use w/2.5 Generator option)  
RV BBQ  
Rear View Camera  
Gateway Router



## ARCTIC FOX GRANDE RONDE 5TH WHEELS

### Standard Features

Northwood Built, Independently Certified, Off-Road Chassis  
Fully Welded, Thick-Wall Aluminum Frame Construction  
Corona Treated Fiberglass  
Laminated, Multi-Layered Substrate Walls & Floor  
High Density Block Foam Insulation  
Wide-Body Floorplan/MORryde Step Above w/Strut Assist  
E-Z Lube Axles  
Heavy Duty Greasable Suspension / 2" Receiver Hitch  
16" Aluminum Wheels / Tires & White Mod Spare  
MORryde RPB Pin Box / 6 Point Leveling System  
Bed-Ward Slide / Dinette Slide/ Flush Floor Super Slide  
Four Seasons Insulation With R-18 Ceiling  
R-15 Reflective Foil Insulation in Roof / Slides  
Heated Holding Tanks / Cathedral Arched Ceiling  
Aerodynamic One Piece Front Cap  
2 Independently Switched LED Hitch Lights  
Fiberglass Rear Cap / LED Cap Accent Lights  
LED Interior & Exterior Lighting / Rear View Camera Ready  
Exterior HD Ladder / SoLx 4 - 400 Watt Solar Package  
Exterior Convenience Center  
SLAM Latch Luggage Doors  
Large Exterior Entry Grab Handle / Entry Door Friction Hinge  
Exterior Shower / 2 Afox Logo Director's Chairs  
16 Gal DSI Gas/Elect Quick Recovery Water Heater  
15m BTU Air Conditioner w/Condensation-Resistant Ducting  
12V LED Awning w/Adjustable Pitch HW  
Omni-Directional TV Antenna / Black Water Flush System  
Outside Speakers/Battery Disconnect  
Frameless Thermal Pane Windows w/Custom Wood Trim

Generator Ready / Satellite Ready  
Electric Power Reel / Digital Thermostat  
50 Amp Service  
Interior Command Center  
Roller Bearing Drawer Glides  
Slow Rise Night Shades  
42" 110 LED Smart TV & AM/FM Stereo w/Bluetooth  
Smoke, LPG & CO Leak Detectors / Charge Wizard  
Wall Mt Swivel Table With 4 Chairs (2 standard / 2 folding)  
2 Cross-Slitch Swivel Rocker-Recliners  
Tri-Fold Sofa With Decorative Throw Pillows  
Solid Surface Kitchen Countertops  
1.5 Cu Ft Over-The-Range, Convection Micro w/Range Hood  
14 Cu Ft 12V SS Refel (Opt w/SoLx 6 Min.)  
Kitchen Sink Center Island  
Daylighter Kitchen Skylight w/ Shade / Ceiling Fan  
Premium Fan Vent w/Remote/Tstat/Rain Sensor (Kitchen)  
Exhaust Only Premium Fan Vent - Bathroom  
Solid Surface Bathroom Countertops w/SS Sink  
Porcelain, Foot-Pedal Toilet / Bath Skylight  
Garden Shower / Glass Enclosure  
Bathroom Courtesy Light  
Telescoping Lighted Vanity Mirror / Lock Box  
NW TruRest Mattress w/UltraDeck Sleep System  
Premium Fan Vent w/Remote/Tstat/Rain Sen (Bedroom)  
Hardwood Dresser Top / Bedroom Starlite w/ Shade  
USB Charging Ports & 110 Outlets on Both Sides of Bed

### Options

32" 110V LED Smart TV Bedroom  
Surround-Soundbar  
Slide-Out Topper  
FLXguard Main Awning  
2nd A/C (Low Pro 13.5K)---  
---Replaces Bdrm Fan Vent  
---50 Amp Service Required  
15K Low Pro Air Conditioner w/Ducting---  
15K Air Conditioner w/ Ducting  
Holding Tank Heat Pads (All Tanks)  
Dual Motor Sliding Stab Jacks,Rear  
3.6 Onan LP Generator  
5.5 Onan Gold LP Gen...  
...50 Amp Service Required  
SoLx 6- +200 Watts of Solar  
SoLx 8- +400 Watts of Solar  
SoLx 10- +600 Watts of Solar  
Winegard Carryout G2+...  
...Sat Dish (DISH/DIRECT)  
(HD Sat-Call For Options)  
RV BBQ  
Rear View Camera  
Gateway Router



### YOUR LOCAL DEALER:

**LAMESA REC VAN**  
LaMesaRV.com  
800-496-8778



### Travel Trailers



### Fifth Wheels



### Description

Model Number	22G	25R	25W	25Y	28F	29RK	32A
Dry Axle Weight (approx. Lbs.)	4936	5898	6831	6640	7533	7705	7864
Dry Hitch Weight (approx. Lbs.)	599	711	764	802	769	805	1030
Net Carrying Capacity	1965	4091	3105	3258	2698	1890	2106
Gross Dry Weight-lbs (approx. Lbs.)	5535	6609	7595	7442	8302	8510	8894
Gross Vehicle Weight Rating (GVWR)-Lbs.	7500	10700	10700	10700	11000	10400	11000
Exterior Length (approx. w/hitch)	23'10"	27'3"	29'6"	30'0"	30'0"	32'3"	34'4"
Exterior Height (approx. incl. AC unit)	11'4"	11'7"	11'7"	11'7"	11'11"	11'11"	11'11"
Exterior Width (approx. w/o awning)	8'6"	8'6"	8'6"	8'6"	8'0"	8'0"	8'0"
Tire Size	ST225	ST225	ST225	ST225	ST235	ST235	ST235
Load Range	75R15	75R15	75R15	75R15	80R16	80R16	80R16
Fresh Water w/ Water Heater (approx. gal.)	E	E	E	E	E	E	E
Gray Water Tank (approx. gal.)	50	63	57	57	58	58	67
Black Water Tank (approx. gal.)	42	44	35/35	47	40	35/40	55
LPG Capacity (approx. gal.)	35	35	35	35	35	35	42
CSA - Canadian Dealers Only	14	14	14	14	14	14	14
Auto Ignition Furnace (1,000 BTU's)	YES	YES	YES	YES	YES	YES	YES

Model Number	22G	25R	25W	25Y	28F	29RK	32A
Dry Axle Weight (approx. Lbs.)	4936	5898	6831	6640	7533	7705	7864
Dry Hitch Weight (approx. Lbs.)	599	711	764	802	769	805	1030
Net Carrying Capacity	1965	4091	3105	3258	2698	1890	2106
Gross Dry Weight-lbs (approx. Lbs.)	5535	6609	7595	7442	8302	8510	8894
Gross Vehicle Weight Rating (GVWR)-Lbs.	7500	10700	10700	10700	11000	10400	11000
Exterior Length (approx. w/hitch)	23'10"	27'3"	29'6"	30'0"	30'0"	32'3"	34'4"
Exterior Height (approx. incl. AC unit)	11'4"	11'7"	11'7"	11'7"	11'11"	11'11"	11'11"
Exterior Width (approx. w/o awning)	8'6"	8'6"	8'6"	8'6"	8'0"	8'0"	8'0"
Tire Size	ST225	ST225	ST225	ST225	ST235	ST235	ST235
Load Range	75R15	75R15	75R15	75R15	80R16	80R16	80R16
Fresh Water w/ Water Heater (approx. gal.)	E	E	E	E	E	E	E
Gray Water Tank (approx. gal.)	50	63	57	57	58	58	67
Black Water Tank (approx. gal.)	42	44	35/35	47	40	35/40	55
LPG Capacity (approx. gal.)	35	35	35	35	35	35	42
CSA - Canadian Dealers Only	14	14	14	14	14	14	14
Auto Ignition Furnace (1,000 BTU's)	YES	YES	YES	YES	YES	YES	YES

Model Number	27-5L	29-5K	29-5T	30-5RD	32-5M	35-5Z
Dry Axle Weight (approx. Lbs.)	8689	10059	10140	10210	10563	11599
Dry Hitch Weight (approx. Lbs.)	2246	2895	2490	2280	2928	2795
Net Carrying Capacity	2665	3346	3170	3110	2809	1706
Gross Dry Weight-lbs (approx. Lbs.)	10935	12954	12630	12490	13491	14394
Gross Vehicle Weight Rating (GVWR)-Lbs.	13600	16300	15800	15600	16300	16100
Exterior Length (approx. w/hitch)	29'9"	35'10"	34'7"	35'1"	36'10"	39'8"
Exterior Height (approx. incl. AC unit)	13'5"	13'6"	13'4"	13'6"	13'5"	13'5"
Exterior Width (approx. w/o awning)	8'6"	8'6"	8'6"	8'6"	8'6"	8'6"
Tire Size	ST235	LT235	ST235	LT235	LT235	LT235
Load Range	80R16	85R16	85R16	85R16	85R16	85R16
Fresh Water w/ Water Heater (approx. gal.)	E	G	G	G	G	G
Gray Water Tank (approx. gal.)	88	88	88	88	88	88
Black Water Tank (approx. gal.)	67/35	67/35	67	72	67	67
LPG Capacity (approx. gal.)	65	65	65	65	65	65
CSA - Canadian Dealers Only	20	20	20	20	20	20
Auto Ignition Furnace (1,000 BTU's)	YES	YES	YES	YES	YES	YES



Send us your testimonial with your pictures and you may be featured in our future promotions.  
Send your information to:  
feedback@northwoodmail.com

www.northwoodmfg.com



Northwood Manufacturing, 59948 Downs Rd., PO Box 3359, La Grande, OR 97850 (541) 962-6274 - www.northwoodmfg.com - Arctic Fox

Photos, drawings, dimensions and weights are presented as accurate but may differ from current production models. We continually upgrade & improve our products and reserve the right to change any specifications without notice. Please see your authorized Northwood dealer for updated information.

Updated Aug. 2023